

Daily Derivatives & Market Report

dy/dx

CONTENTS

Pg No.	Particulars
3	Market Summary
4	Nifty Futures – Derivatives Snap
5	Activity in Nifty Options
6	What do Nifty Technicals suggest
	Disclaimer

Market Summary

Domestic Indices	Close	Points	% Chg
SENSEX	29585.8	187.7	0.64
NIFTY	9153.7	68.9	0.76
MIDCAP	13912.3	211.7	1.55
SMLCAP	14006.4	147.8	1.07
BSEFMC	8989.8	39.92	0.45
AUTO	22360.1	139.1	0.63
POWER	2234.1	39.57	1.80
REALTY	1541.0	17.84	1.17
BSE IT	10510.7	125.8	1.21
BANSEX	24263.8	113.0	0.47
OILGAS	13471.7	105.9	0.79
METAL	11899.5	328.8	2.84

Currency Futures	Close	Pre. Pts	% Chg
29-Mar-16 EUR-INR	70.34	70.00	0.46
29-Mar-16 USD-INR	65.52	65.79	-0.45
29-Mar-16 GBP-INR	80.40	80.32	0.09
29-Mar-16 JPY-INR	57.82	57.45	0.57

Advance/ Decline	Adv	Dec	Un Ch.
NSE	1153	490	98
BSE	1802	1039	171

FII/DII Capital Mkt*	Buy	Sell	Net
FII	5577	4217	1360
DII	3187	3275	(88)

*NOTE: - FII AND DII data figure is provisional

Market Commentary

Thursday turned out to be a fabulous day of trade for Indian equity markets, where frontline gauges garnered a gain of over half a percent as US Federal Reserve Chair Janet Yellen made the well-anticipated move of increased rates by 25 bps in its effort to return monetary policy to a more normal footing. After making a gap-up opening, domestic bourses traded in tight band throughout the day's trade as traders also took some encouragement with reports of India's exports exhibiting a double digit growth of 17.48 percent, valued at \$ 24.5 billion in February compared to \$ 20.84 billion during the same month last year on increase in shipments of non-petroleum, non gems and jewellery products.

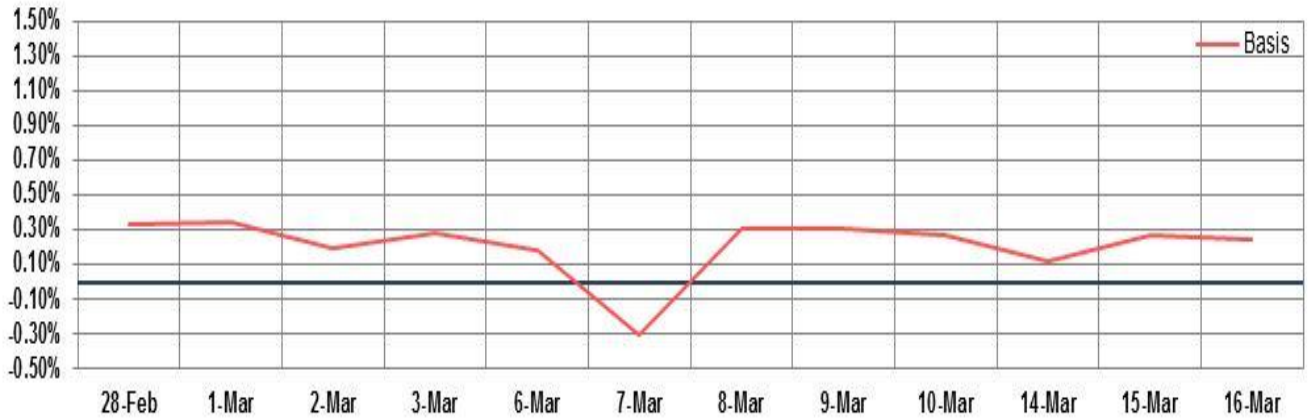
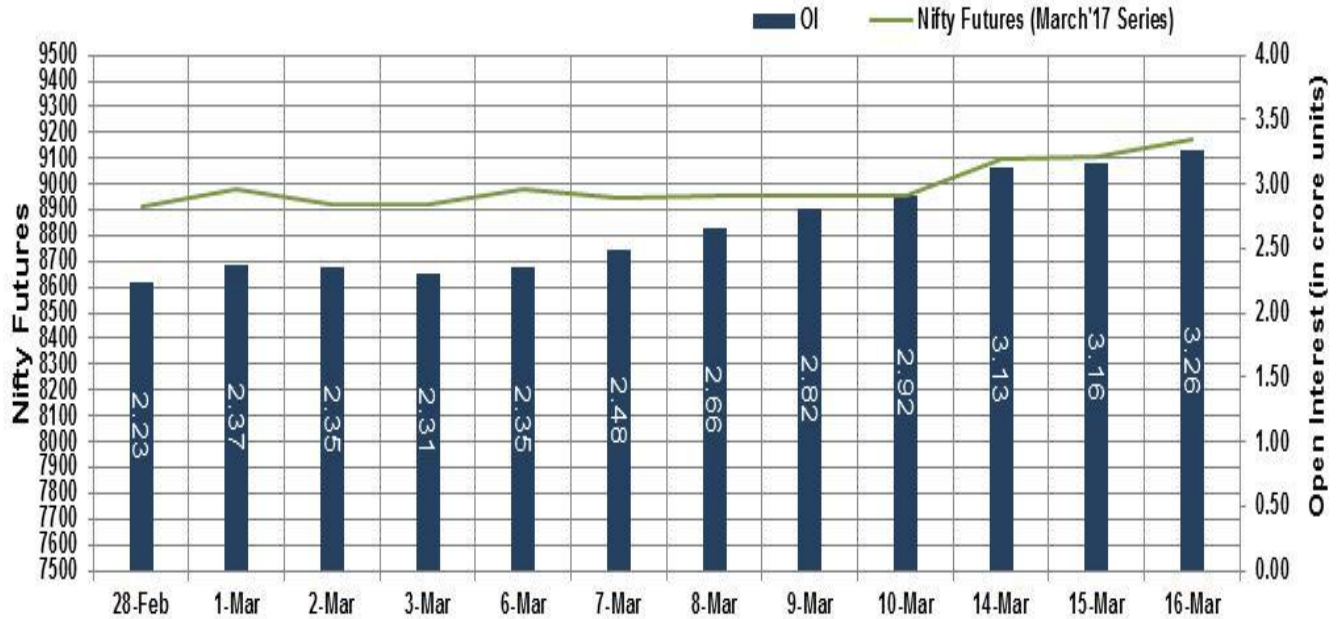
Some support also came with report that the GST Council is likely to endorse supplementary legislations needed for implementation of the goods and service tax (GST) regime. It may also take up capping the cess to be levied on demerit goods like luxury cars and tobacco products for creation of a corpus that will be used for compensating states for any loss of revenue from GST implementation in the first five years. Also, the International Monetary Fund (IMF) enlightened that India's economic growth is expected to pick up once the effects of cash shortages linked to the currency exchange initiative fade. IMF in its note highlighted that further subsidy reduction and tax reforms, including a robust design and full implementation of the Goods and Services Tax (GST), are necessary to attain medium-term fiscal consolidation plans.

Market Turnover & FII Derivative Data

Market TO	Current	Previous	Net%
BSE CASH	7288	54337	(87)
NSE CASH	24579	24611	(0)
NSE FO	653812	349676	87

FII Derivatives	Buy	Sell	Net
Ind. Futures	2323	1466	858
Ind. Options	32804	31320	1484
Stk. Futures	7539	7705	(166)
Stk. Options	4573	4751	(178)

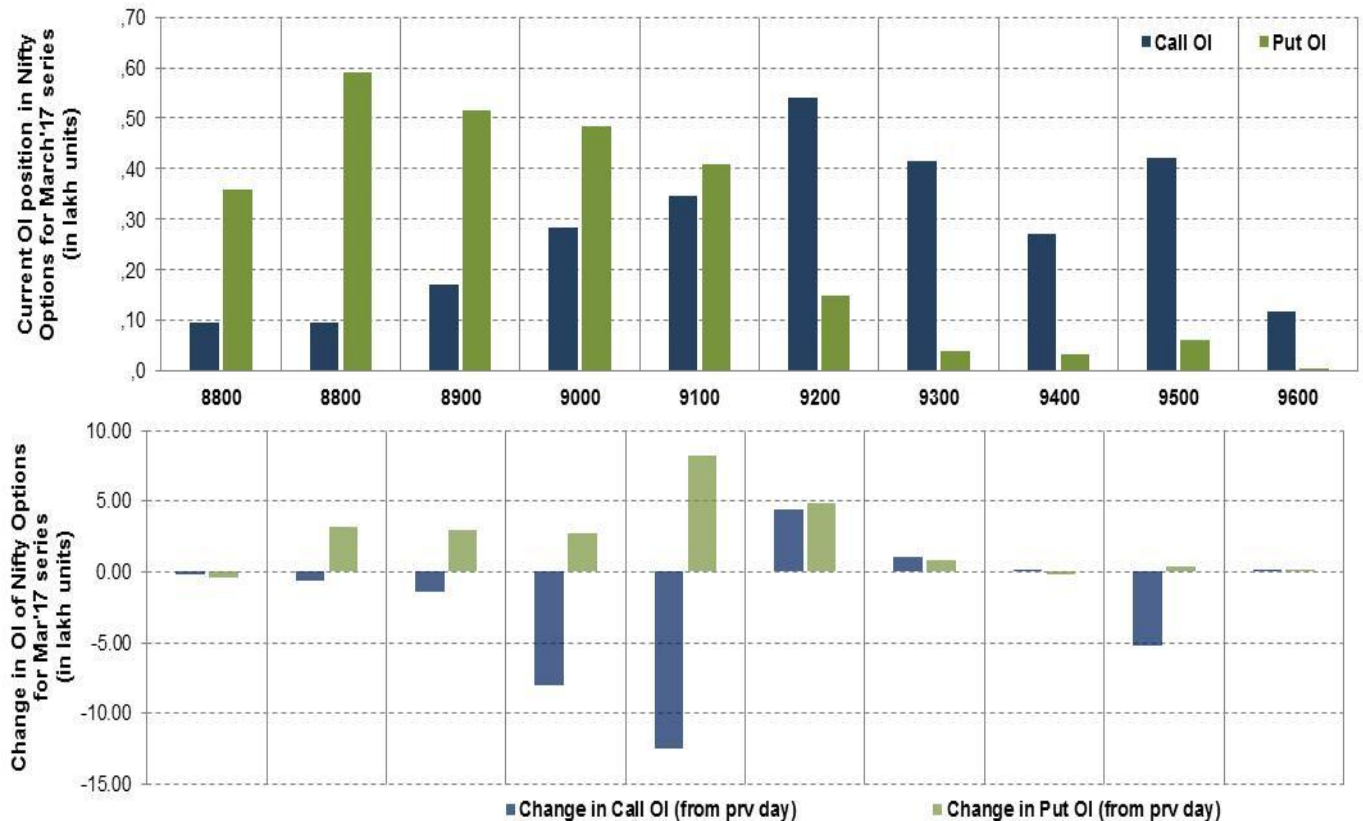
Nifty Futures



Bank Nifty Futures



Nifty Options



Note – Change in OI of Nifty Options refers to change from previous trading day
 Source-NSE, SIHL Derivatives Research (Institutional Equities)

- Among Nifty calls 9,200 SP from the March month expiry was the most active call with an addition of 0.45 million in open interest.
- Among Nifty puts, 8,800 SP from the March month expiry was the most active put with an addition of 0.32 million open interests.
- The maximum OI outstanding for Calls was at 9,200 SP (5.41mn) and that for Puts was at 8,800 SP (5.91mn).

Nifty Technicals & Indices Levels

1-Nifty 50 - 16/03/17
 Avg Avg



Nifty Cash prices have settled at 9153.7 up by 0.76% from its previous close. On the upper side prices are likely to trade higher till 9250 and 9300 levels, while lower side it has support of 9050 and 9000 levels. Intraday traders should be cautious and take position accordingly.

Source-Spider, SIHL Research (Institutional Equities)

Pivot	CMP	R2	R1	Pivot	S1	S2
Nifty	9154	9176.8	9165.3	9147	9135.4	9117.0
Sensex	29586	29693.1	29639.5	29561	29507.5	29429.2
Nifty Futures	9176	9199.0	9187.6	9170	9158.4	9140.7
Bank Nifty	21250	21340.2	21295.1	21245	21199.5	21149.1
CNX IT	10822	10890.1	10856.1	10804	10770.2	10718.2

Fresh Longs ↑ Open Interest ↑ Price					
Script	Prev. OI	Cur. OI	% Chg. OI	LTP	Price % Chg
GODREJIND	1,377,000	1,648,500	19.72	515.55	3.02
RELCAPITAL	10,212,000	12,021,000	17.71	605.90	8.45
JUSTDIAL	2,658,000	2,985,600	12.33	613.50	4.26
PCJEWELLER	892,500	997,500	11.76	418.80	8.04
Short-Covering ↓ Open Interest ↑ Price					
Script	Prev. OI	Cur. OI	% Chg. OI	LTP	Price % Chg
APOLLOTYRE	15,015,000	13,998,000	-6.77	196.35	1.06
HINDALCO	44,719,500	41,646,500	-6.87	199.20	3.89
VEDL	41,408,500	37,922,500	-8.42	265.00	3.27
SAIL	51,084,000	45,828,000	-10.29	63.95	5.97
Fresh Shorts ↑ Open Interest ↓ Price					
Script	Prev. OI	Cur. OI	% Chg. OI	LTP	Price % Chg
BEL	3,099,600	29,533,500	852.82	165.30	-89.50
STAR	1,577,000	1,781,000	12.94	1148.10	-0.47
COALINDIA	15,716,500	17,025,500	8.33	293.30	-0.29
GLENMARK	3,054,100	3,157,000	3.37	900.00	-0.36
Long Unwinding ↓ Open Interest ↓ Price					
Script	Prev. OI	Cur. OI	% Chg. OI	LTP	Price % Chg
SRTRANSFIN	2,677,800	2,646,600	-1.17	1054.35	-1.40
ICICIBANK	64,445,000	63,667,500	-1.21	285.55	-0.30
CEATLTD	2,524,900	2,466,100	-2.33	1256.95	-0.19
JPASSOCIAT	154,360,000	150,416,000	-2.56	14.95	-0.66

Disclaimer:

The Information provided by SMS or in newsletter or in any document has been prepared by Shah Investor's Home Ltd (SIHL). The Information provided by SMS or in newsletter does not constitute an offer or solicitation for the purchase or sale of any financial instrument or as an official confirmation of any transaction. The information contained herein is from publicly available data or other sources believed to be reliable, but we do not represent that it is accurate or complete and it should not be relied on as such. SIHL or any of its affiliates/ group companies shall not be in any way responsible for any loss or damage that may arise to any person from any inadvertent error in the information contained in this report or SMS. This Information provided by SMS, reports or in newsletter is provided for assistance only and is not intended to be and must not alone be taken as the basis for an investment decision. The user assumes the entire risk of any use made of this information. Each recipient of this Information provided by SMS, report or in newsletter should make such investigation as it deems necessary to arrive at an independent evaluation of an investment in the securities of companies referred to in this information provided by SMS, report or in newsletter (including the merits and risks involved), and should consult his own advisors to determine the merits and risks of such investment. The investment discussed or views expressed may not be suitable for all investors. This information is strictly confidential and is being furnished to you solely for your information.

The information should not be reproduced or redistributed or passed on directly or indirectly in any form to any other person or published, copied, in whole or in part, for any purpose. The information provided by report or SMS is not directed or intended for distribution to, or use by, any person or entity who is a citizen or resident of or located in any locality, state, country or other jurisdiction, where such distribution, publication, availability or use would be contrary to law, regulation or which would subject SIHL and affiliates/ group companies to any registration or licensing requirements within such jurisdiction. The distribution of this Information provided by SMS or in newsletter in certain jurisdictions may be restricted by law, and persons in whose possession this Information provided by SMS or in newsletter comes, should inform themselves about and observe, any such restrictions. The information given or Information provided by SMS, report or in newsletter is as of the date of the issue date of report or the date on which SMS provided and there can be no assurance that future results or events will be consistent with this information. This information is subject to change without any prior notice. SIHL reserves the right to make modifications and alterations to this statement as may be required from time to time. However, SIHL is under no obligation to update or keep the information current.

Nevertheless, SIHL is committed to providing independent and transparent recommendation to its client and would be happy to provide any information in response to specific client queries. Neither SIHL nor any of its affiliates, group companies, directors, employees, agents or representatives shall be liable for any damages whether direct, indirect, special or consequential including lost revenue or lost profits that may arise from or in connection with the use of the information. Past performance is not necessarily a guide to future performance. The disclosures of interest statements incorporated in the Information provided by SMS, report or in newsletter are provided solely to enhance the transparency and should not be treated as endorsement of the views expressed in the report. The analyst for this report certifies that all of the views expressed in this report accurately reflect his or her personal views about the subject company or companies and its or their securities, and no part of his or her compensation was, is or will be, directly or indirectly related to specific recommendations or views expressed in this report.

About Us:

Shah Investor's Home Ltd (SIHL) is an ISO 9001:2008 Certified financial Services Company established in 1994 at Ahmadabad, Gujarat. Customer satisfaction is guaranteed through our diversified product portfolio, professional management and customer first attitude. SIHL was the first broking house in Gujarat with membership in National Securities Depository Ltd (NSDL) and was the first broking name providing services in NSE F&O in Ahmedabad. Today, SIHL ranks among the top most players in Gujarat in retail stock broking area with 45 branches, 350 franchisee across India and providing service to more than 1,25,000 clients.